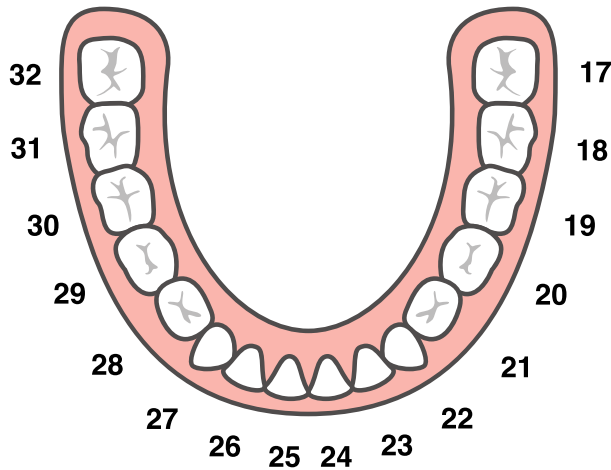
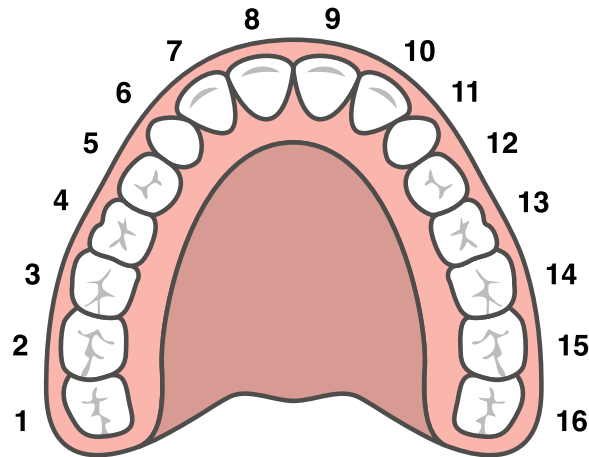


Tooth Chart


Name: _____ Date: _____

Age: _____ Gender: _____



1. 3rd Molar (wisdom tooth)
2. 2nd Molar (12-yr molar)
3. 1st Molar (6-yr molar)
4. 2nd Bicuspid (2nd premolar)
5. 1st Bicuspid (1st premolar)
6. Cuspid (canine / eye tooth)
7. Lateral incisor
8. Central incisor
9. Central incisor
10. Lateral incisor
11. Cuspid (canine / eye tooth)
12. 1st Bicuspid (1st premolar)
13. 2nd Bicuspid (2nd premolar)
14. 1st Molar (6-yr molar)
15. 2nd Molar (12-yr molar)
16. 3rd Molar (wisdom tooth)
17. 3rd Molar (wisdom tooth)
18. 2nd Molar (12-yr molar)
19. 1st Molar (6-yr molar)
20. 2nd Bicuspid (2nd premolar)
21. 1st Bicuspid (1st premolar)
22. Cuspid (canine / eye tooth)
23. Lateral incisor
24. Central incisor
25. Central incisor
26. Lateral incisor
27. Cuspid (canine / eye tooth)
28. 1st Bicuspid (1st premolar)
29. 2nd Bicuspid (2nd premolar)
30. 1st Molar (6-yr molar)
31. 2nd Molar (12-yr molar)
32. 3rd Molar (wisdom tooth)

Tooth number	Observations
1	
2	
3	
4	
5	
6	
7	
8	
9	
10	
11	
12	
13	
14	

Tooth number	Observations	Tooth number	Observations
15		30	
16		31	
17		32	
18		Additional notes	
19			
20			
20			
22			
23			
24			
25			
26			
27			
28			
29		Signature: 	Contact number: