

Occupational Therapy Worksheets

These **Occupational Therapy Worksheets** are designed to help children develop fine motor skills, spatial awareness, and cognitive abilities. They include fun and engaging activities to encourage focus, problem-solving, and hand-eye coordination.



These worksheets are perfect for use at home or during therapy sessions. Below are the three worksheets and their objectives:

- **Tracing and color:** To enhance fine motor skills and hand-eye coordination.
- **Step-by-step fun:** To build spatial awareness and improve listening skills by following five-step instructions using an image.
- **Spot the right one:** To encourage critical thinking and observation by answering questions based on visual prompts.

Trace and Color


Name: _____ Date: _____

Instructions: Start by tracing the dotted lines to complete each illustration. Once you're done tracing, color them to bring them to life! Take your time to make your work neat and colorful.


1.




2.



3.



4.



Step-by-Step Fun

Name: _____ Date: _____

Instructions: Look at the image below and follow these steps:

1. Circle the teacher's table.
2. Put an X on the board.
3. Draw a square around the wall clock.
4. Color the door yellow.
5. Underline the world map.





Spot the Right One

Name: _____ Date: _____

Instructions: Look at the pictures and circle the correct answer.

1. Which one is red?



2. Which one is bigger?



3. Which one can fly?

