


GMFCS Scale

| | |
|------------------------------------------------|--------------|
| Patient's name | |
| Date of birth | Age |
| Address | |
| Contact number | Email |
| Guardian's name | |
| Address | |
| Contact number | Email |
| Evaluation (see page 2 for GMFCS Scale) | |
| Additional notes | |


The GMFCS, or Gross Motor Function Classification System, is a five-level classification that differentiates children with cerebral palsy based on the child's current gross motor abilities, limitations in gross motor function, and need for assistive technology and wheeled mobility.

The GMFCS - E&R is comprised of five age groups, namely, under 2 years, 2-4 years, 4-6 years, 6-12 years, and 12-18 years.




GMFCS Level I

- Can walk indoors and outdoors and climb stairs without using hands for support
- Can perform usual activities such as running and jumping
- Has decreased speed, balance and coordination.




GMFCS Level II

- Has the ability to walk indoors and outdoors and climb stairs with a railing
- Has difficulty with uneven surfaces, inclines or in crowds
- Has only minimal ability to run or jump.



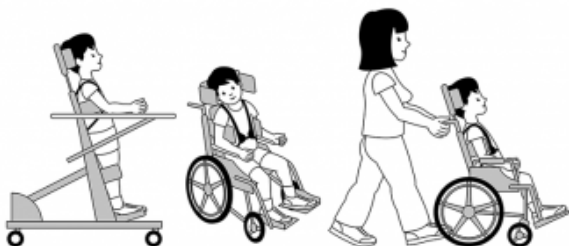
GMFCS Level III

- Walks with assistive mobility devices indoors and outdoors on level surfaces
- May be able to climb stairs using a railing
- May propel a manual wheelchair (may require assistance for long distances or uneven surfaces).



GMFCS Level IV

- Walking ability severely limited even with assistive devices
- Uses wheelchairs most of the time and may propel their own power wheelchair
- May participate in standing transfers.



GMFCS Level V

- Has physical impairments that restrict voluntary control of movement and the ability to maintain head and neck position against gravity
- Is impaired in all areas of motor function
- Cannot sit or stand independently, even with adaptive equipment
- Cannot independently walk, though may be able to use powered mobility.

GMFCS descriptors copyright © Palisano et al. (1997) Dev Med Child Neurol 39:214-23
CanChild: www.canchild.ca

Illustrations copyright © Kerr Graham, Bill Reid and Adrienne Harvey,
The Royal Children's Hospital, Melbourne