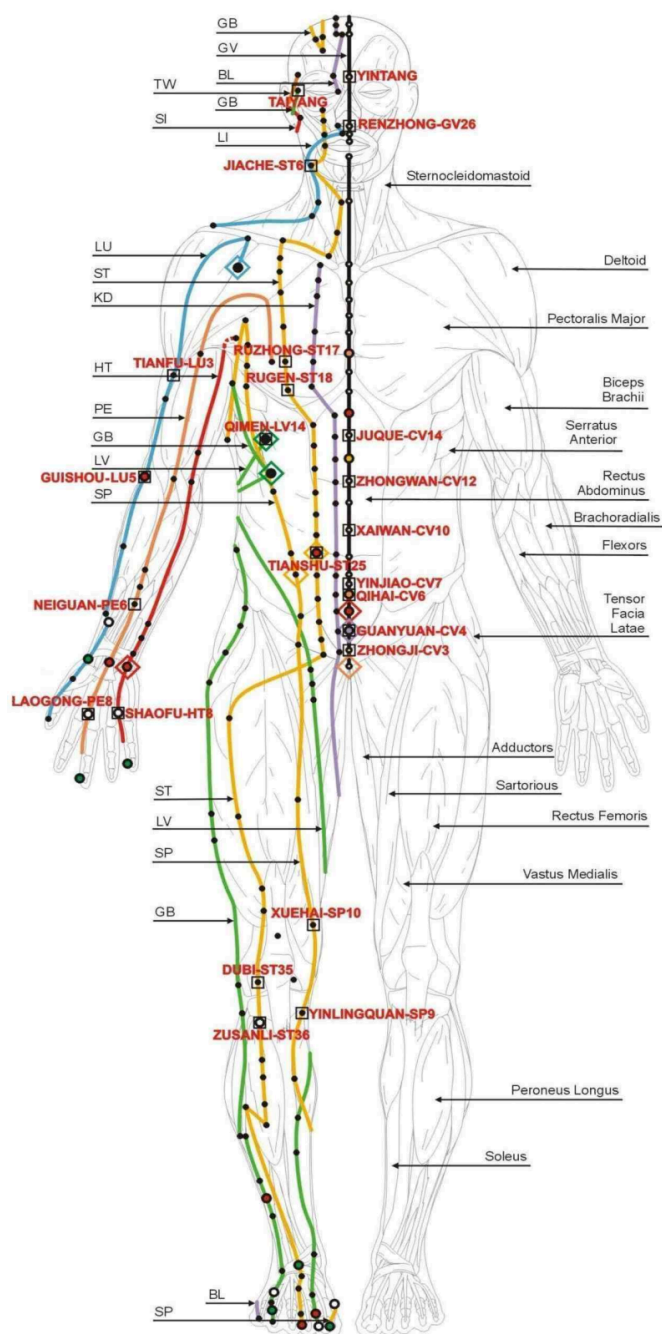


Female Acupuncture Points Chart

Patient information			
Name:		Age:	
Date of session:		Practitioner:	
Chief complaint			
Selected acupuncture points			
Use the chart on the next page as a reference.			
Acupoint name	Location	Purpose/function	Needle depth and remarks
Treatment focus area		Additional notes	
Tick areas treated or describe body regions targeted during the session.			
<div><div><input type="radio"/> Head / Face</div><div><input type="radio"/> Neck / Shoulders</div><div><input type="radio"/> Arms / Hands</div><div><input type="radio"/> Chest / Abdomen</div><div><input type="radio"/> Lower Back</div><div><input type="radio"/> Hips / Pelvic Area</div><div><input type="radio"/> Legs / Feet</div><div><input type="radio"/> Other:</div></div>			

Human body meridians



Anterior view

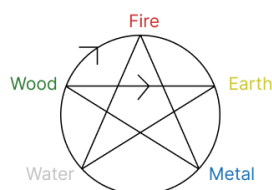
Left – Yin superficial meridians
Right – Superficial musculature

Arm yin meridians & shichen

LU – Lung meridian 3-5AM
HT – Heart meridian 11AM-1PM
PE – Pericardium meridian 7-9PM
CV – Conception vessel (centerline)

Leg yin meridian & shichen

SP – Spleen meridian 9-11AM
KD – Kidney meridian 5-7PM
LV – Liver meridian 1-3AM

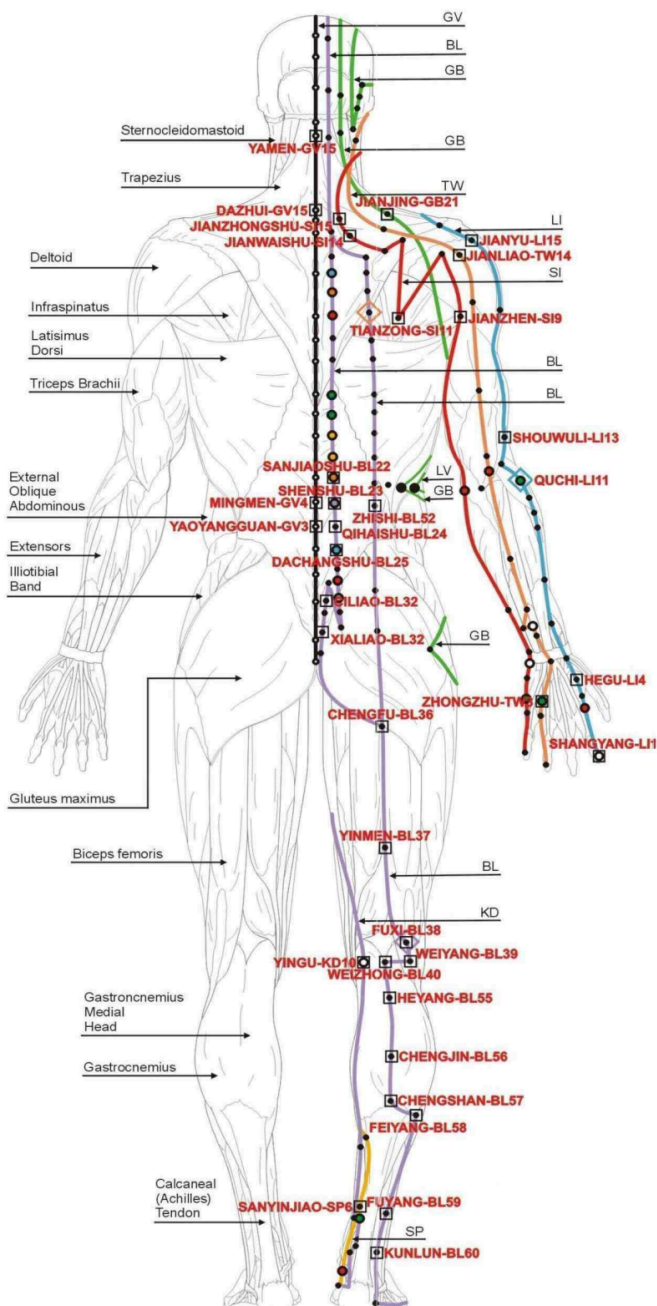


Legend

Wood phase meridian
1st Fire phase meridian
2nd Fire phase meridian
Earth phase meridian
Metal phase meridian
Water phase meridian
Prime vessel

● Stimulation acupressure point
● Sedation acupressure point
○ Elemental acupressure point*
● Alarm acupressure point
● Yu (associated) acupressure point
● Superficial acupressure point
○ *Shichen meridian striking point
◇ Shichen zanfu 12 hour vital striking point

Wrist pulse
Left
Deep / superficial
HT / SI
LV / GB
KD / BL
Right
Deep / superficial
LU / LI
SP / ST
KD / PE - TW
□ General use striking points



Posterior view

Left – Superficial musculature
Right – Yang superficial meridians

Arm yang meridians & shichen

LI – Large intestine meridian 5-7AM
SI – Small intestine 1-3PM
TW – Triple warmer 9-11PM

Leg yang meridian & shichen

ST – Stomach meridian 7-9AM
BL – Bladder meridian 3-5PM
GB – Gall bladder meridian 11PM-1AM
GV – Governing vessel (centerline)