














Faces Pain Scale

Wong-Baker FACES Pain Rating Scale

This scale may also be scored from 0-5.







| | | | | | |
|---|---|---|---|---|---|
|  |  |  |  |  |  |
| 0 No hurt | 2 Hurts a little bit | 4 Hurts a little more | 6 Hurts even more | 8 Hurts a whole lot | 10 Hurts the worst |

Faces Pain Scale by Bieri et al.

| | | | | | | |
|---|---|---|---|--|---|---|
|  |  |  |  |  |  |  |
| 0 No pain | 1 | 2 | 3 | 4 | 5 | 6 Most severe pain |

Faces Pain Scale—Revised by Hicks et al.

This scale may also be scored from 0-10, at intervals of 2: 0, 2, 4, 6, 8, 10.

| | | | | | |
|---|---|---|---|---|---|
|  |  |  |  |  |  |
| 0 No pain | 1 | 2 | 3 | 4 | 5 Most severe pain |

References

Bieri, D., Reeve, R. A., Champion, D. G., Addicoat, L., & Ziegler, J. B. (1990). The faces pain scale for the self-assessment of the severity of pain experienced by children: Development, initial validation, and preliminary investigation for ratio scale properties. *Pain, 41*(2), 139–150. [https://doi.org/10.1016/0304-3959\(90\)90018-9](https://doi.org/10.1016/0304-3959(90)90018-9)

Hicks, C. L., von Baeyer, C. L., Spafford, P. A., van Korlaar, I., & Goodenough, B. (2001). The Faces Pain Scale – Revised: toward a common metric in pediatric pain measurement. *Pain, 93*(2), 173–183. [https://doi.org/10.1016/s0304-3959\(01\)00314-1](https://doi.org/10.1016/s0304-3959(01)00314-1)

Wong-Baker FACES foundation. (2016). *Instructions for use*. <https://wongbakerfaces.org/instructions-use/>

Pain tracker

Patient name: Timothy Rodney

Age: 8

| Date | Time | Pain reason | Pain level | Interventions/Medication for pain |
|------------|----------|----------------------------------|--------------|---|
| 10/28/2024 | 9:33 AM | Post operative; tonsillectomy | 8 (WB scale) | Administered acetaminophen (250 mg) |
| 10/28/2024 | 9:48 AM | Post operative; tonsillectomy | 5 | Patient given ice chips for throat discomfort |
| 10/28/2024 | 10:02 AM | Post operative; tonsillectomy | 3 | Patient resting, reported pain level of 3 on the Wong-Baker scale |
| | | | | |
| | | | | |
| | | | | |
| | | | | |
| | | | | |
| | | | | |
| | | | | |
| | | | | |
| | | | | |
| | | | | |
| | | | | |
| | | | | |

Additional notes

Timmy remained alert and responsive during observations. Pain subsided slightly after initial interventions. Continued monitoring is planned with a reassessment in an hour. Ibuprofen will be considered if pain spikes above level 4.