

Art Therapy Activities

Welcome to the Art Therapy Activities Worksheets! These worksheets are designed to guide individuals through therapeutic art activities, fostering self-expression and emotional exploration.

Follow the instructions below to make the most of each activity.

General Guidelines:

1. **Materials:** Gather your preferred art supplies, including colored pencils, markers, crayons, or any other tools you enjoy using.
2. **Mindful Presence:** Engage in each activity with a mindful and present mindset. Focus on the process rather than aiming for a perfect outcome.
3. **Reflection:** Take a moment after each activity to reflect on your creation. Consider the emotions, thoughts, or insights that arise during the process.
4. **No Judgments:** There are no right or wrong ways to complete these activities. Embrace creativity and allow yourself the freedom to express without judgment.

Activity 1: Peace of Mind Coloring Worksheets

1. Select your coloring utensils and immerse yourself in the meditative act of coloring.
2. Practice mindful breathing to enhance the calming effect.
3. Take your time and enjoy the therapeutic benefits of this relaxing activity.

Activity 2: Art Therapy Postcard Activity

1. Design the front of the postcard with images or colors representing your emotions.
2. Write a brief message or reflection on the back of the postcard.
3. Consider symbols or metaphors that hold personal significance.
4. This postcard can be kept as a personal artifact or shared with someone you trust.

Activity 3: Color Your Feelings

1. Use the canvas to represent your current emotional state through colors and shapes.
2. Choose colors intuitively, expressing positive or calming emotions.
3. Let it symbolize different aspects of your feelings.
4. Reflect on your artwork and any insights or emotions it evokes.

These worksheets are tools for self-discovery and emotional well-being. Enjoy the creative process, and use each activity as an opportunity for personal expression and exploration.


Embrace the therapeutic benefits of art as you engage in these activities.

This belongs to:

Peace of Mind Coloring Worksheets

Worksheet 1: Twirls of Tranquility

Plunge into the mesmerizing world of mandalas! Feel the meditative rhythm as your artistry unfolds, inviting a symphony of colors and patterns to dance across the page.



Source: https://www.freepik.com/free-vector/beautiful-floral-mandala-design-creative-ornamental-decorative-element-circle-shape_1149833.htm#query=mandala%20design&position=3&from_view=search&track=ais&uuid=acdceb41-79d0-445c-9b89-6b975563fc22>Image

Peace of Mind Coloring Worksheets

Worksheet 2: Serenity Sprouts

Immerse yourself in the poetry of nature! Let your imagination run wild, transforming your canvas into a lush tapestry of relaxation and tranquility.




Source: https://www.freepik.com/free-vector/coloring-page-camping-adventure-illustration_69104473.htm#query=landscape%20coloring&position=10&from_view=search&track=ais&uid=c093d99f-cbbf-4e1e-930f-9b3a2b978e6f>Image

Peace of Mind Coloring Worksheets

Worksheet 3: Dreamy Clouds

Create a dreamscape under soft, billowing clouds, where imagination takes flight and stress fades away. Let your colors dance with the clouds, bringing serenity and inspiration to your artistic journey.



Source: https://www.freepik.com/free-vector/engraving-hand-drawn-clouds-collection_15517219.htm#query=sky%20sketch&position=18&from_view=search&track=ais&uuid=d4a2a243-e6d5-4885-a389-12aecc3215fe>Freepik

Art Therapy Postcard Activity

Front



Back

Dear Jane,

Post Card

I hope this letter finds you in a moment of peace and self-reflection. Today, I invite you to embark on a unique journey of self-expression through art therapy. As you pick up your paintbrush or pencil, let the colors and strokes become the language of your emotions, thoughts, and dream


To _____

From _____




A red circular postmark stamp is located in the top right corner of the back of the postcard. It features a circular border with the words "POST OFFICE" at the top and "POST SERVICE" at the bottom. Inside the circle, there are several stars and wavy lines representing a postage stamp.

Color Your Feelings

Sometimes, words can't capture how we feel. That's when art and colors step in. Color your heart out — it's a way to make sense of those emotions.



The keys to your heart:

	_____		_____
	_____		_____
	_____		_____